

**SINGLE USE**

**Medical Device**

Plasters designed for treating puncture wounds.

# ELEBAN PRESTAT<sup>®</sup> MINI GENTLE

To protect wounds after venipuncture, blood drawing,  
dripping, arthrocentesis, etc.

**STERILE**

**100**PCS



**【Size】**

- Adhesive Tape: 36mm×36mm
- Pad: φ 16mm Thickness: About 2mm

**【Materials】**

- Tape: Polyester nonwoven fabric, acrylic adhesive
- Release Paper: Paper, silicone resin
- Pad: Nonwoven fabric



Product Feature

## ① Striped Adhesive

The contact surface between adhesive and skin is reduced, and the breathability is increased. The risk of skin irritation can be minimized.



Product Feature

## ② Folded Edge

Comes with folded edge that gives easier handling.



Product Feature

## ③ Release Paper Attached to Pouch

With the release paper attached to the pouch, the operation can be easier and the rubbish can be reduced.

The release paper is attached to the pouch.  
● 3 steps to apply to wound.  
● Rubbish reduction.  
● Hygienic handling.



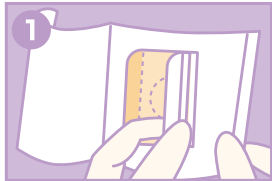
Convenient and hygienic.



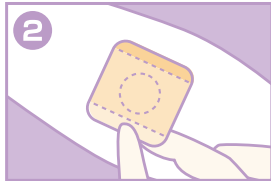
The release paper is attached to the pouch.

# ELEBAN PRESTAT<sup>®</sup> MINI GENTLE

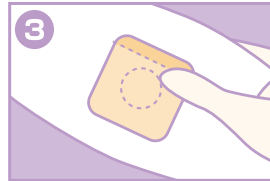
## Instructions



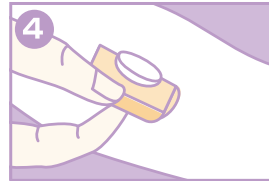
1 Open the pouch, hold the tape with release paper, and peel it off.



2 Apply the pad to the wound and fix with tape without removing the release paper.



3 Remove the release paper and press the tape to fix securely.



4 Hold the folded edge to remove the plaster.

## ELEBAN PRESTAT<sup>®</sup> MINI GENTLE

### Single Use

#### [Prohibition]

- Do not reuse.

#### [Materials]

Adhesive tape : Acrylic adhesive, polyester nonwoven fabric.

Release paper: Silicone resin.

Pad: Nonwoven fabric.

This product is sterile.

#### [Purpose]

To protect wounds.

#### [Instructions]

Apply the pad on the wound and fix with the tape after cleaning the wound.

#### [Cautions]

- 1) Clean the wound and its surroundings and dry it.  
Do not contaminate the pad.
- 2) For users with sensitive skin, do not apply on the same site repeatedly. Change the position 1-2 times a day.
- 3) Stop using and take proper actions when skin lesion or infection occurs.

- 4) Do not apply adhesive part on the wound.
- 5) Stop using when skin irritation occurs.
- 6) Avoid using if one has allergies to acrylic adhesive.
- 7) Use immediately after opening the package.
- 8) Remove this product within 2 hours after applying.

#### [Storage and expiry date]

##### 1.Storage.

Avoid direct sunlight and wet environment. Store in a dry, clean and cool place.

##### 2. Expiry date

Refer to the package.


#### [Manufactured and distributed by]

Hakuzo Medical Corporation

2-4-9, Tokui-cho, Chuo-ku, Osaka-shi, Osaka 540-0025 Japan

<https://www.hakuzo.co.jp/>

TEL +81-6-6809-4319

Product Code	Size	Qty/box	Box Size (mm)	Qty/carton	Carton Size (mm)	JANコード
3155087	36mm×36mm (Pad Φ16mm)	100 pcs	W280×D65.5×H50	40 boxes	W576×D291×H277	 4 958286 716053



Design Your Voice

**Hakuzo**

Add: 2-4-9, Tokui-cho, Chuo-ku,  
Osaka 540-0025, Japan

TEL: 06-6942-0451

FAX: 06-6945-0539

[www.hakuzo.co.jp/eng/index.php](http://www.hakuzo.co.jp/eng/index.php)