

EO Sterile

FOR PUNCTURE SITES PROTECTION



ELEBAN PRESTAT

Medical Device

Instructional Video



Product Features

- Can minimize the damage on blood vessels and prolong the life span of fistula.
- EO sterile.
- Hemostatic pressure plasters.
- Hygienic individual packs.
- Efficient in stopping bleeding.



Specifications

● Adhesive Tape

Highly elastic tape. Can adjust the pressure on the puncture sites by stretching the tape.

● Packaging

1 pc per pack, 50 packs per box.

● Absorbent Pad

The pad expands vertically after absorbing blood to apply extra pressure on the puncture wounds.

Pad Absorbency

Before absorption



After absorption



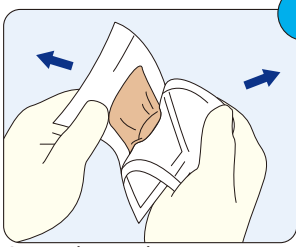
Beige color tape

Highly elastic polyurethane non-woven tape and hypoallergenic acrylic adhesive is being used.

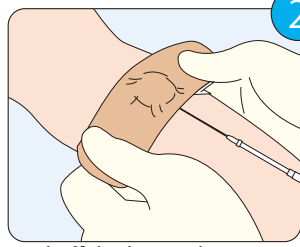
Cotton absorbent pad with suitable firmness is being used.



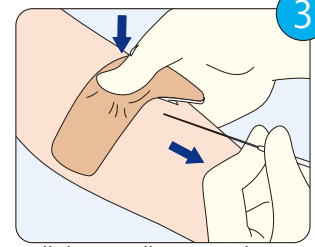
Instructions



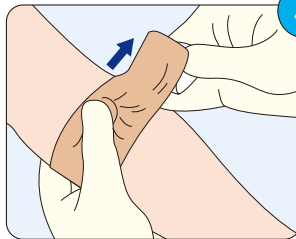
Open the pack.



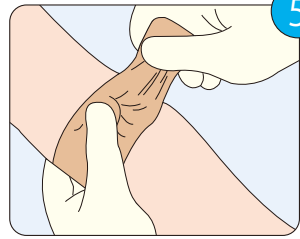
Peel off the long release paper and place the pad gently on the puncture site without removing the needle.



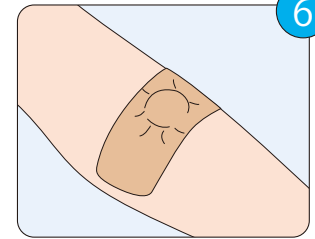
Pull the needle out and press the pad immediately with the thumb.



Keep pressing the pad and remove the longer release paper. Stretch the tape and fix it.



Repeat the previous step.



Make sure the plaster is fixed firmly and keep pressing the pad accordingly.

Medical Device for Puncture Sites Protection

ELEBAN PRESTAT

[Caution] Do not reuse

[Materials]

Pad : Absorbent cotton
Adhesive tape : Polyurethane non-woven fabric acrylic adhesive
Release papers : Paper, silicon resin

[Intended purposes]

To protect puncture sites, and to help the recovery of wounds.

[Directions]

Clean the puncture site and place the pad on it. Fix with the tape.

[Cautions]

1. This is a single use product, do not reuse.
2. Use immediately after opening the packaging
3. Do not use if the product is damaged or contaminated.
4. Clean and dry the the wound and its surrouding. Do not contaminate the pad.


5. For patients with sensitive skins, do not apply this product on the same site repeatedly. Change the position 1-2 times per day.
6. Replace with a new one when the pad is contaminated or soaked.
7. Do not apply the adhesive part on the wound.
8. Stop using this product if symptoms like rashes, redness, and itchiness occurs.
9. Patients who are allergic to adhesive tapes should avoid using this product.

[Storage and expiry date]

1. Storage
Avoid wet environment and direct sunlight. Store in a clean and cool place.
2. Expiry date
The expiry date is printed on the package.

[Packaging]

50pcs/box.

Product code	Specifications	Packaging	Qty/carton	JAN code
3155061	35mm x 80mm (Pad ϕ 20mm)	50pcs/box	20 boxes	 4 958286 711102



Design Your Voice

Hakuzo

Add: 2-4-9, Tokuicho, Chuo-ku
Osaka 540-0025, Japan

TEL: 0081-6-6942-0451

FAX: 0081-6-6945-0539

www.hakuzo.co.jp/eng/index.php